

# Payment Plans

## Neumann University

---



**Neumann University Payment Plan**

*Affordable Education, Tailored for You*

Neumann University has partnered with PayMyTuition to offer an interest free Payment Plan to enable students or their families to make monthly installments on their student account towards tuition, fees and room and board. The payment plan is not a loan and is available for the fall and winter semesters for up to five automatic installments per semester. Enrolling in this plan requires a non-refundable \$50 fee per plan.

- Fall Semester - August, September, October, November, and December.  
DEADLINE TO ENROLL AUGUST 1st. You may still be eligible to enroll if the first missed payment is made at time of enrollment.
- Spring Semester - January, February, March, April, and May.
- **It will be up to the discretion of Neumann University's Business Office if late enrollment will be allowed.**
- **The payment plan will automatically readjust if charges are added or removed from the student's account.**

### **Key Features: Neumann University Payment Plan**

- **Enrollment Fee:** \$50
- **Payment Method:** ACH, Bank Transfers, Credit Cards
- **Customized Payments:** Spread your tuition and fees over multiple installments.
- **No Interest:** Our Payment Plan is interest-free.
- **Flexible:** Families will have the flexibility to payment processing dates that are most suitable your needs.
- **Easy Enrollment:** Sign up in a few simple steps.
- You will have 5 days to make up a declined payment. If you have two or more declined payments, you will be at risk of being removed from the plan and payment due in full.
- **Returned Payment Charge:** \$55.00

### **How It Works:**

1. **Enroll:** Pay a one-time enrollment fee of \$50 to get started.
2. **Make Payments:** Submit your scheduled payments through our secure online portal.


## Why Choose Neumann University's Payment Plan:

- **Affordable:** Break down the cost of your education into manageable installments.
- **Convenient:** Align your payments with your financial schedule.
- **No Interest:** Our Payment Plan won't accrue interest charges.
- **Peace of Mind:** Focus on your studies knowing your payments are taken care of.

## Step-by-Step Enrollment Process:

### Portal Login:

Access [Neumann University's self-service portal](#) and log into your account:

The image shows a login form for Neumann University. At the top is the university's logo, which consists of a blue square with a yellow 'N' and 'U' inside, followed by the text 'NEUMANN UNIVERSITY' in blue. Below the logo are two input fields. The first is labeled 'Username' and has a person icon; the second is labeled 'Password' and has a lock icon. Both fields have placeholder text 'Type your username' and 'Type your password' respectively. To the right of the password field is a blue link that says 'Forgot Password'. At the bottom of the form is a blue button with the word 'Login' in white, which is highlighted by a red rectangular border.

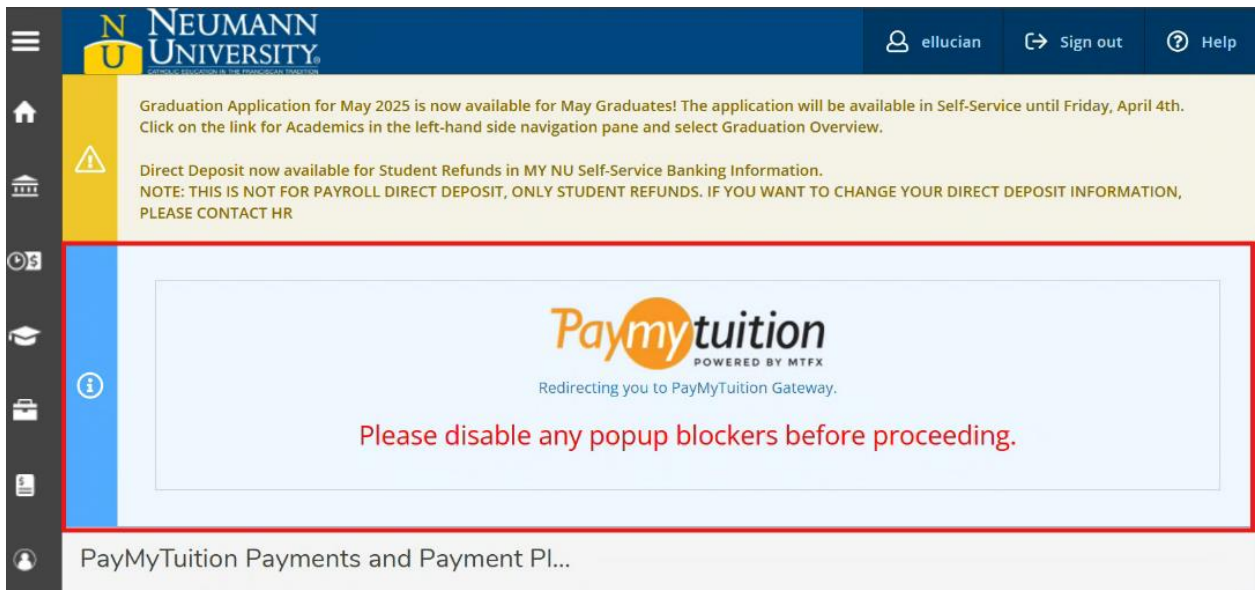
### Navigation:

From the navigation panel, select '**Financial Information**', then '**Student Finance**', to locate the '**PayMyTuition Payments and Payment Plan**' link:



**Redirect:**

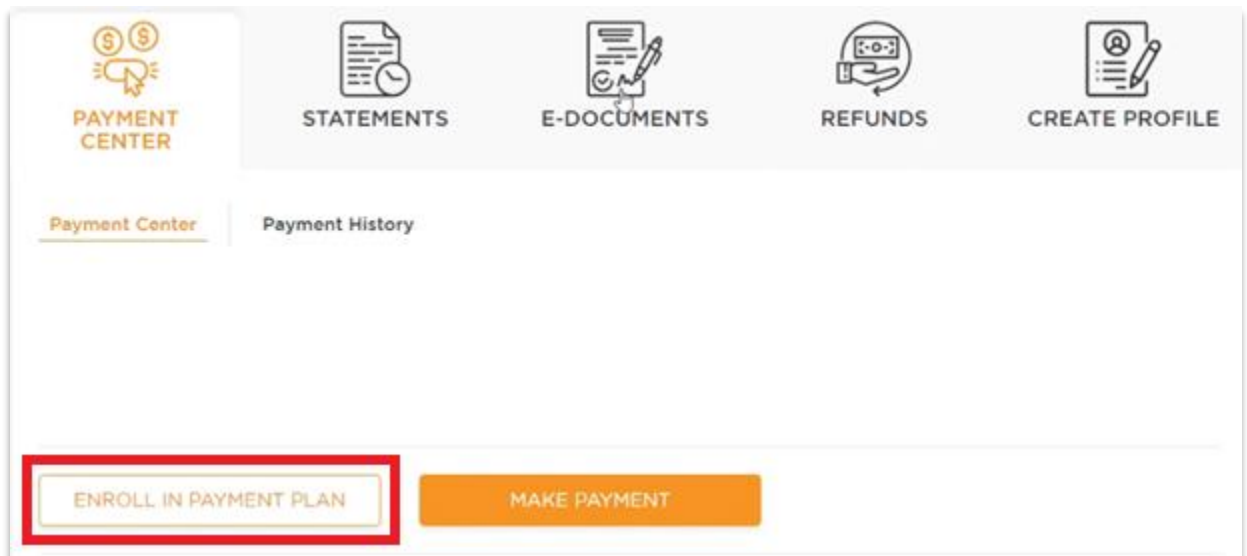
Lastly, select the **PayMyTuition banner** to be redirected to the **PayMyTuition Payment Center**:



#### Eligibility Check:

Once you are redirected to the PayMyTuition Portal, you will see **"ENROLL IN PAYMENT PLAN"** if you are eligible to enroll. Click on this option to begin the enrollment process.

If the **"ENROLL IN PAYMENT PLAN"** option isn't visible, contact Neumann University's Business Office at [bursar@neumann.edu](mailto:bursar@neumann.edu) or call 610-558-5505 to inquire about eligibility.



When enrolling in a Payment Plan, you may need to review available Terms and select the Term your Payment Plan is eligible for:

**PAYMENT CENTER**   **STATEMENTS**   **REFUNDS**   **E-DOCUMENTS**   **CREATE PROFILE**

1 Select Plan   2 Schedule   3 Payment Information   4 Agreement

Select Term

- 2024 Spring
- 2024 Winter
- 2024 Spring

Installments	Down Payment	Action
15.00	\$15.00	DETAILS SELECT

### Charge and Balance Review:

Before enrolling, you can access a detailed breakdown of charges and see your existing balance. Make sure you're fully informed of all expenses before choosing a plan.

### Currency Options for International Students:

International students or payers can select whether they'd like to make a payment in US dollars in a foreign currency once they have enrolled in a payment plan and are ready to make their first payment:

Make a payment in US dollars

Make a payment in foreign currency

**PAY NOW**

### Questions for the Neumann University team?

Contact Neumann University's Business Office at [bursar@neumann.edu](mailto:bursar@neumann.edu) or call 610-558-5505 to

inquire about eligibility.

### **Need Assistance? The PayMyTuition student support team is happy to help:**

Call 1.855.663.6839 (toll-free) or through one of their [local country contact numbers](#). You can also contact PayMyTuition Support at [support@paymytuition.com](mailto:support@paymytuition.com) or through their [support page](#).

No matter what time zone you are in, you will have a dedicated customer support team available to you through live chat, email, and phone to answer any of your questions and help you with your payment.

## **Neumann University Payment Plan: Frequently Asked Questions**

### **Are there any fees to participate in the Payment Plan?**

You will be charged a \$50 enrollment fee when you sign up each semester. Our vendor also assesses credit card fees. Please ensure you are reviewing all fees associated with your respective payment.

### **How do I enroll in a Payment Plan?**

Upon redirect from your Neumann University's self-service portal into the PayMyTuition portal, locate the **Payment Center** and select **"ENROLL IN PAYMENT PLAN"**. You will be prompted to confirm the plan details and the amount you wish to budget. After you input your payment method, you can review your Payment Plan Agreement and finalize your plan.

### **How can Authorized Users interact with the Payment Plan?**

A plan can only be initiated by the student. Authorized Users can make payments on a plan that their student has set up. Banking information is confidential and only the user will be able to see and access this information. Multiple Authorized Users can enroll in the same student's payment plan.

### **How do I view or make changes to or cancel my Payment Plan?**

Students and their Authorized Users view their payment plan within PayMyTuition's **Payment Center**. You will be responsible for any balance due on your student account after your

Payment Plan has been modified or canceled.

Students and Authorized Users will not be permitted to cancel their payment plan on their own. Please contact Neumann University's Business Office to request for your payment plan to be canceled.

### **Are payments automatically withdrawn?**

Payments for Domestic students made through a US Financial Institution will be automatically withdrawn. When you enroll, you will be required to enter either a checking/savings account or credit card number that will be used to automatically withdraw funds on your installment due dates. The payment method you choose will be used for all scheduled payments.

International students must manually initiate their installment payment through their Payment Center. PayMyTuition will send reminder notifications well in advance of your installment due date.

### **Can I change my payment method after enrolling?**

If you would like to switch from one checking/savings account to another or switch from a credit card payment to a checking/savings account, you can add a new payment method within PayMyTuition's **Payment Center**. You can do this under the "**Profile**" tab.